

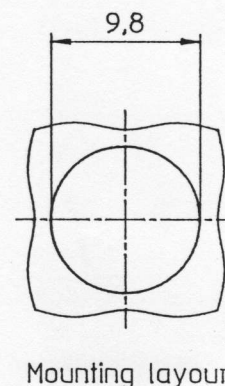
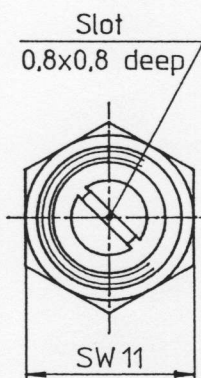
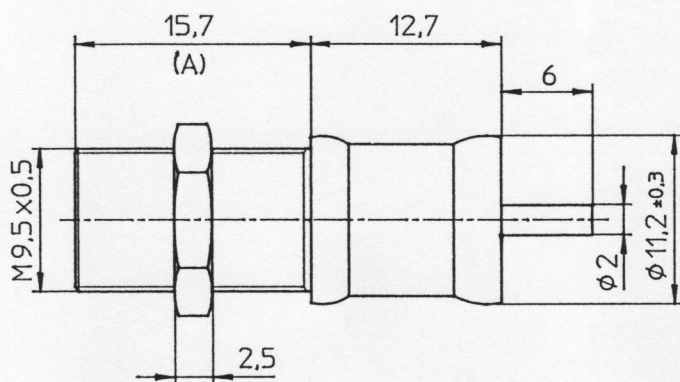


TRONSER

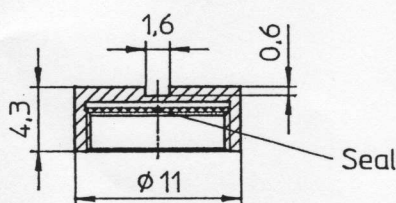
für die
professionelle
Elektronik

DATE : 20.05.94
REVISION : ---

60-1201-30014-000



Special Configuration



-019 Slotted sealcap
unmounted
Dim A +1,3mm

TECHNICAL DESCRIPTION

ROTOR	Tubes machined from brass, gold plated; Direct rotor contact through the entire rotor thread length
STATOR	Tubes machined from brass, gold plated
DIELECTRIC	Air
INSULATOR	High density alumina oxide Al ₂ O ₃ , glazed
MOUNTING	Rotor connection through central mount bushing, max.75 Ncm (105 in.oz.); Stator connection by solder pin
ADJUSTMENT	From rotor side. With positive mechanical stop at C _{max} , thereby eliminating forces on the solder joints

ELECTRICAL , MECHANICAL AND THERMAL DATA

TUNING TORQUE	1,0 - 5,0 Ncm (1.4 - 7.0 in.oz.)
STOP TORQUE	max. 8 Ncm (11.1 in.oz.)
ROTATIONAL LIFE	≥ 75 cycles, IEC 418
VIBRATION	60 g / 10 - 2000 Hz
SHOCK	1500 g / 0,5 ms
OPERATING TEMPERATURE	-65°C to +125°C
ADJUSTMENT ACCURACY	≤ 1 x 10 ⁻³ of adjusted value

TYPE	C _{min}	C _{max}	Test Voltage	Q-Factor @	Contact Resistance	R _i	TC	Weight
Air gap 0,30 mm	pF	pF	VDC	200 MHz	Ω	MΩ	x 10 ⁻⁶ /°C	ca.g
60-1201-30014-000	1,0	14,0	800	> 2000	< 0,001	> 10 ⁶	60 ± 30	11,7